



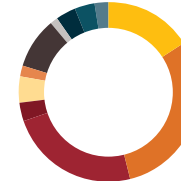
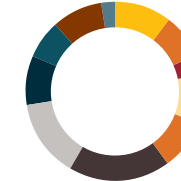
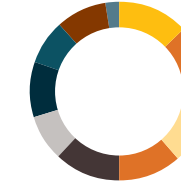


# Sun Life Granite Managed Solutions

Broadly diversified, one-stop portfolio solutions for your Clients.

	TARGET RISK PORTFOLIOS					TARGET INCOME PORTFOLIOS	
	Sun Life Granite Conservative Portfolio	Sun Life Granite Moderate Portfolio	Sun Life Granite Balanced Portfolio	Sun Life Granite Balanced Growth Portfolio	Sun Life Granite Growth Portfolio	Sun Life Granite Income Portfolio	Sun Life Granite Enhanced Income Portfolio
<b>Category</b>	Global Fixed Income Balanced	Global Neutral Balanced	Global Neutral Balanced	Global Equity Balanced	Global Equity Balanced	Tactical Balanced	Tactical Balanced
<b>Investment Risk</b>	Low to medium	Low to Medium	Low to Medium	Low to Medium	Low to Medium	Low to Medium	Low to Medium
<b>Focus</b>	Income and capital appreciation, with a bias towards income	Income and capital appreciation	Capital appreciation and income, with a bias towards capital appreciation	Capital appreciation and income, with a bias towards capital appreciation	Capital appreciation	Regular income through monthly distributions	Regular income through monthly distributions
<b>Distribution</b>	Annual	Annual	Annual	Annual	Annual	Monthly: \$0.03 <sup>1</sup> /unit	Monthly: \$0.03 <sup>1</sup> /unit

## STRATEGIC ASSET MIX

Equity/Fixed Income	35% / 65%	50% / 50%	60% / 40%	70% / 30%	80% / 20%	40% / 60%	50% / 50%
							
Canadian equity	7.0%	10.4%	12.6%	14.4%	16.0%	10.4%	13.0%
U.S. equity	13.0%	18.6%	22.3%	26.5%	30.5%	8.0%	10.0%
International equity	10.3%	15.1%	18.3%	20.9%	23.7%	3.6%	4.5%
EM equity	1.2%	1.6%	1.9%	2.5%	3.1%	-	-
Global equity	2.0%	2.9%	3.4%	4.1%	4.9%	9.0%	11.2%
Real assets	1.5%	1.5%	1.5%	1.7%	2.0%	9.0%	11.3%
Canadian bonds	30.1%	24.6%	20.0%	14.6%	9.0%	18.5%	12.0%
U.S. bonds	19.4%	11.4%	9.0%	5.0%	1.6%	14.0%	8.5%
Global bonds	-	-	-	-	-	-	-
EM bonds	5.3%	4.5%	4.3%	3.9%	3.5%	9.0%	10.0%
High yield bonds	5.3%	4.5%	4.3%	3.9%	3.5%	7.0%	8.0%
Specialty fixed income	-	-	-	-	-	9.0%	9.0%
Cash	5.0%	5.0%	2.5%	2.5%	2.5%	2.5%	2.5%

Asset mix tactical range: +/-10%

Open Architecture - Invests across a wide variety of world-class investment managers (Select sample shown)



<sup>1</sup>Series A.

# Sun Life Granite Managed Solutions

Broadly diversified, one-stop portfolio solutions for your Clients.

	FUND CODES					MANAGEMENT FEES		COMPENSATION		
	Series A			Series		Series <sup>1</sup>		Trailing commission <sup>1,2</sup>		
	ISC	DSC*	LSC*	F	O	A	F/O <sup>1</sup>	ISC	DSC*	LSC*
<i>All codes preceded by: SUN</i>										
<b>Mutual fund trusts</b>										
<b>Sun Life Granite Managed Portfolios</b>								<b>Up to:</b>		
Sun Life Granite Conservative Portfolio	144	244	344	444	0144	1.45%	0.70%	0.75%	0.375%	0.375%
Sun Life Granite Moderate Portfolio	146	246	346	446	0146	1.70%	0.70%	1.00%	0.50%	0.50%
Sun Life Granite Balanced Portfolio	148	248	348	448	0148	1.75%	0.75%	1.00%	0.50%	0.50%
Sun Life Granite Balanced Growth Portfolio	150	250	350	450	0150	1.80%	0.80%	1.00%	0.50%	0.50%
Sun Life Granite Growth Portfolio	153	253	353	453	0153	1.85%	0.85%	1.00%	0.50%	0.50%
<b>Sun Life Granite Managed Income Portfolios</b>										
Sun Life Granite Income Portfolio	175	275	375	475	0175	1.45%	0.70%	0.75%	0.375%	0.375%
Sun Life Granite Enhanced Income Portfolio	176	276	376	476	0176	1.75%	0.75%	1.00%	0.50%	0.50%

 For more information, contact your Wealth Sales Team or: Visit [sunlifeglobalinvestments.com/granite](https://sunlifeglobalinvestments.com/granite) | Call **1-877-837-7844**

\*Effective November 27, 2021, not available for purchase, switches only.

Select Portfolios are also available in Series T (T5, T8, F5, F8) Corporate Class and U.S. dollar options. As of April 1, 2020.

<sup>1</sup>For Series O units, the management fee and any Series O Service Fee are charged externally through redemption of securities, and are assessed at the account level. Operating expenses and trading costs are embedded in the calculation of each fund's net asset value. The Series O Service Fee is a fee negotiated between you and your Client to a maximum of 1%, plus applicable taxes. A Dealer Service Fee Agreement for Series O securities must be completed. Series O securities are also available with an initial sales charge (ISC) option. Deferred sales charge (DSC) and low load sales charge (LSC) options are not available for Series O securities.

<sup>2</sup>We automatically redesignate units purchased under the deferred sales charge option or the low load sales charge option as front end sales charge option units upon the completion of the redemption fee schedule of those units. This will result in an increase in the trailing commissions being paid to the dealer (no incremental charges to the investor).

Sun Life Granite Managed Solutions invest in mutual class funds and/or exchange traded funds (ETFs). Commissions, trailing commissions, management fees and expenses all may be associated with mutual fund investments. Please read the prospectus before investing. Mutual funds are not guaranteed, their values change frequently and past performance may not be repeated. Investors should consult with professional advisors before acting on any information contained in this brochure.

Sun Life Granite Managed Income Portfolios intend to make monthly distributions at a fixed rate. An investor's actual annual distribution rate is dependent on the net asset value of the units at the time they are acquired, and on the rate of distribution at such time. Distributions should not be confused with "yield" or "income", and are not intended to reflect a fund's investment performance or rate of return. Distributions may be comprised of income, capital gains or return of capital. The distribution rate on units held by an investor may be greater than the return on the fund's investments. If the cash distributions paid to an investor are greater than the net increase in the value of the investment, the distribution will erode the value of the original investment. Distributions are automatically reinvested in additional units of the applicable fund unless the investor instructs us to distribute cash.

If necessary, a fund will make an additional distribution of income and capital gains in December of each year. The funds may make additional distributions of income, capital gains or return of capital at any other time as we consider appropriate. A distribution of capital is not immediately taxable to an investor but will reduce the adjusted cost base of the investor's units. There can be no assurance that a fund will make any distributions in any particular month, and we reserve the right to adjust the amount of monthly distribution if we consider it appropriate, without notice.

Sun Life Global Investments is a trade name of SLGI Asset Management Inc., Sun Life Assurance Company of Canada and Sun Life Financial Trust Inc. SLGI Asset Management Inc. is the investment manager of the Sun Life Mutual Funds, Sun Life Granite Managed Solutions and Sun Life Private Investment Pools.

© SLGI Asset Management Inc. and its licensors, 2026. SLGI Asset Management Inc. is a member of the Sun Life group of companies. All rights reserved.